



BioHance™ extends residence time and is maintained on the ocular surface for **HOURS*** vs 10-20 minutes for **Non cross-linked hyaluronic acid (HA)†**



Ocular Repair Gel

Long Lasting
Lubrication

* Privately held study performed by EyeGate Pharma (rabbit, healthy and debrided eyes), Privately held study performed by Sentrix Animal Care with healthy dog eyes, †Mochizuki et al, Laboratory Science 2007, Snibson et al, Cornea, 1992

Not all lubricating drops are the same with traditional eye drops only lasting 10-20 minutes†

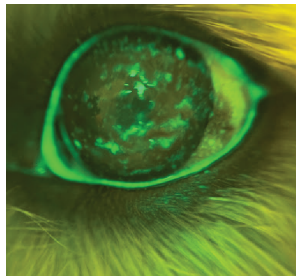
In-vivo proof of concept ocular residence time study in target species to replicate prior study results. Precorneal retention of fluorescent labeled cross-linked Hyaluronic Acid Ocunovis ProCare BioHance Gel Eye Drops (0.5%) and Oculenis BioHance Ocular Repair Gel (0.75%) evaluated for comparative residence time.

Learn more and see images on the back. ➡


1ST PHASE: COVERAGE PHASE (UP TO 40 MINUTES)

Cross-linked Hyaluronic Acid (0.75%) – Oculenis

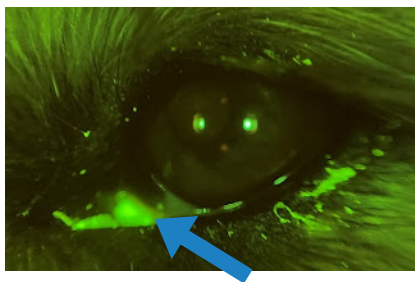
0 Minutes



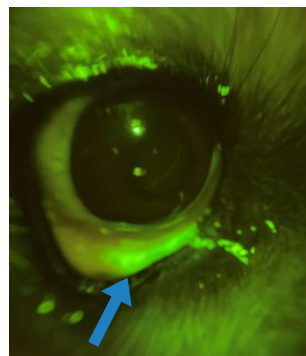
Cross-linked Hyaluronic Acid (0.5%)
– Oculnovis ProCare 5 Minutes



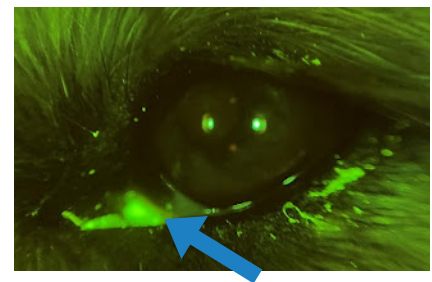
2ND PHASE: MEDIAL CANTHUS DEPOSIT PHASE (SLOW RELEASE)



Cross-linked Hyaluronic
Acid (0.75%) – Oculenis
180 Minutes

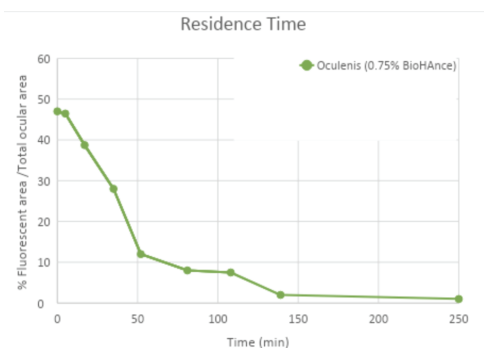


Everted eyelid showing deposit
Cross-linked Hyaluronic Acid
(0.75%) – Oculnovis ProCare
180 minutes

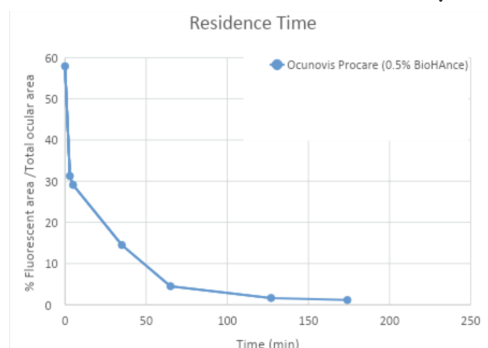


Cross-linked Hyaluronic
Acid (0.5%) – Oculnovis
ProCare 127 minutes

Cross-linked Hyaluronic Acid (0.75%)
– Oculenis 180 MINUTES



Cross-linked Hyaluronic Acid (0.5%) –
Oculnovis ProCare BioHance Gel Eye Drops



This proof of concept target species test successfully replicated the residence data previously reported. Next we will expand on the number of test subjects and complete a comparative evaluation with other commercially available lubricants.